
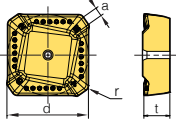

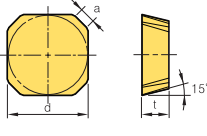

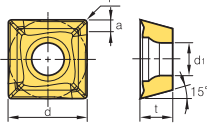

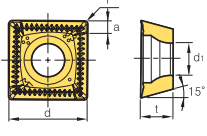

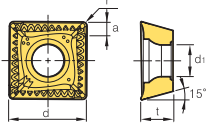

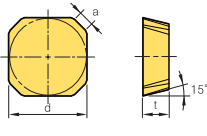


Workpiece	Machining types									
	P	M	K	N	S	H	●	●	●	●
Steel	●	●	●	●	●	●	●	●	●	●
Stainless steel	●	●	●	●	●	●	●	●	●	●
Cast iron	●	●	●	●	●	●	●	●	●	●
Non-ferrous metal	●	●	●	●	●	●	●	●	●	●
Heat resistant alloy, Titanium alloy	●	●	●	●	●	●	●	●	●	●
Hardened steel	●	●	●	●	●	●	●	●	●	●

Inserts	Designation	Material										Dimensions (mm)						Geometries	Available tools							
		Cermets		Coated					Uncoated			l	d	t	r	d ₁	a									
		CN2000	CN30	NCM325	NCM335	NCM535	NCM545	PC3700	PC6510	PC9530	PC9540	PC5300	PD2000	PD1010	ST30A	G10	H01	H05								
SCKN 	220715DDSR-MM			●				●				●							-	22.0	7.0	1.5	-	2.5		E55
	280920DDSR-MM																		-	28.0	9.0	2.0	-	3.0		
SDCN 	42M														●				-	12.7	3.18	-	-	1.5		E44 E45 E56 E57
	42M-G															●			-	12.7	3.18	-	-	1.5		
	42MT		●	●											●				-	12.7	3.18	-	-	1.5		
	42MT-RH																		-	12.7	3.18	-	-	1.5		
	42MT-S20									●									-	12.7	3.18	-	-	1.5		
	53M														●				-	15.875	4.76	-	-	1.5		
	53M-G															●			-	15.875	4.76	-	-	1.5		
	53MT		●	●											●				-	15.875	4.76	-	-	1.5		
	53MT-RH																		-	15.875	4.76	-	-	1.5		
	53MT-S20									●									-	15.875	4.76	-	-	1.5		
	1203AEEN																		-	12.7	3.18	-	-	1.5		
	1203AEEN-RH																		-	12.7	3.18	-	-	1.43		
	1203AESN																		-	12.7	3.18	-	-	1.5		
	1203AESN-RH																		-	12.7	3.18	-	-	1.43		
1504AEEN																		-	15.875	4.76	-	-	1.5			
1504AEEN-RH									●			●						-	15.875	4.76	-	-	1.43			
1504AESN																		-	15.875	4.76	-	-	1.5			
1504AESN-RH									●									-	15.875	4.76	-	-	1.43			
SDET-MA 	09M402R-MA													●	●	●			-	9.525	3.923	0.2	4.0	1.2		E228~ E233
	09M404R-MA																		-	9.525	3.923	0.4	4.0	1.2		
	09M405R-MA																		-	9.525	3.923	0.5	4.0	1.2		
	130504R-MA													●	●	●			-	13.5	5.56	0.4	5.56	2.2		
SDET-MF 	09M405R-MF																		-	9.525	4	0.5	4	1.2		E228~ E233
	130508R-MF																		-	13.5	5.56	0.8	5.56	2.2		
SDET-MM 	09M405R-MM																		-	9.525	4	0.5	4	1.2		E228~ E233
	130508R-MM																		-	13.5	5.56	0.8	5.56	2.2		
SDKN-CM 	42MT-CM		●																-	12.7	3.18	-	-	1.5		-

● : Stock item

